

HAVE YOU BEEN PRESCRIBED SPEVIGO SC INJECTIONS?

Learn how to inject SPEVIGO SC step by step.

This guide provides step-by-step instructions and tips for injecting SPEVIGO® (spesolimab-sbzo) subcutaneous (SC) injections at home. It's designed to help you feel more confident as you move forward in this phase of your SPEVIGO journey. Let's get started!

This guide does not replace the **Instructions for Use**, nor is it a substitute for professional medical advice.

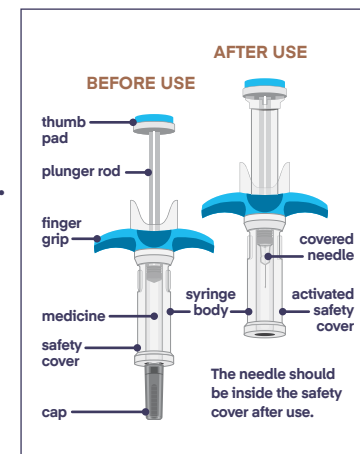
Your healthcare provider should show you or your child the right way to inject SPEVIGO before you try to inject yourself or your child for the first time. In children 12 to 17 years of age, SPEVIGO should be given under supervision of an adult.

- Read the **Instructions for Use** that come with SPEVIGO SC for information on how to prepare and inject a dose of SPEVIGO SC, how to store SPEVIGO SC, and how to properly throw away (dispose of) used SPEVIGO SC prefilled syringes.
- Your healthcare provider will tell you how often you should use SPEVIGO SC. **Use SPEVIGO SC exactly as your healthcare provider tells you to use it.**

Do not try to inject SPEVIGO SC until you have been shown the right way to give the injections by your healthcare provider.

- **SPEVIGO SC comes in a prefilled syringe with a safety cover.** The needle is pulled back into the safety cover after the injection. The figure to the right shows the SPEVIGO SC prefilled syringe before and after use.
- Store SPEVIGO SC in the refrigerator at 36° to 46° F (2° to 8° C). **Do not freeze.**
- **For individuals using a single 300 mg pre-filled syringe**, if needed, you may store your medicine at room temperature for up to 14 days.
- SPEVIGO SC is for one-time use. **Do not reuse a prefilled syringe.**
- **If required, your healthcare provider will determine how you will receive a 600 mg loading dose.** Thereafter, the recommended dose of SPEVIGO SC is 300 mg every 4 weeks.

You must inject the contents of all syringes included in the carton of medicine you received to deliver the complete dose.



What is SPEVIGO?

SPEVIGO is a prescription medicine used to treat generalized pustular psoriasis (GPP) in adults and children 12 years of age and older who weigh at least 88 pounds (40 kg). It is not known if SPEVIGO is safe and effective in children under 12 years of age or who weigh less than 88 pounds (40 kg).

Please see additional **Important Safety Information** throughout and the **Medication Guide** and **Instructions for Use**.

STEP 1: PREPARE FOR YOUR INJECTION



Before you begin

- Take the SPEVIGO® (spesolimab-sbzo) subcutaneous (SC) injection carton out of the refrigerator and remove the prefilled syringe(s) from the carton.
- Wait 15–30 minutes to allow your medication to reach room temperature.
- **Do not** leave the prefilled syringes in direct sunlight.
- Wash your hands with soap and water and dry them well.



Gather your supplies

Place the following items on a clean, flat work surface in a well-lit area:

- SPEVIGO SC prefilled syringe(s)
- Alcohol wipes
- Cotton balls or gauze
- Sharps container



Inspect your medication

Check the expiration date (EXP) and make sure the medicine in the prefilled syringe(s) is clear and colorless to slightly brownish-yellow. It may contain tiny white or clear particles. It is normal to see air bubbles.



Do not use SPEVIGO SC if:

- The liquid is cloudy or contains flakes or large particles
- The expiration date (EXP) has passed
- The prefilled syringe has been dropped
- Any part of the prefilled syringes appear to be cracked, broken, or leaking
- The needle is bent or damaged. If you accidentally bend the needle, **do not** attempt to straighten it
- It has been previously frozen, even if it has been thawed

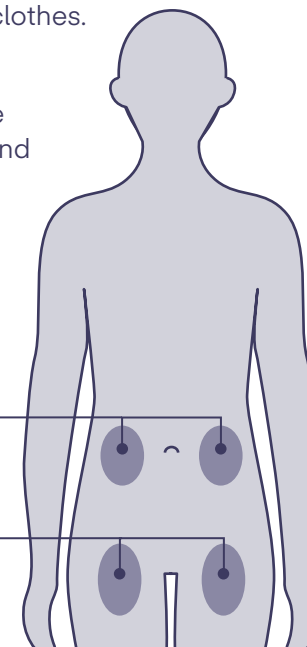
STEP 2: CHOOSE YOUR INJECTION SITES

You may use an area on your **upper thighs** or **stomach area** (abdomen), except for the area 2 inches around your navel (belly button). **Choose a different injection site each time** you inject, at least 1 inch away from the last injection site. **Alternate between the upper thigh or the stomach area** for each complete dose.

- **Do not** inject into areas that are tender, bruised, red, hard, or scarred.
- **Do not** inject through clothes.

Clean the injection site

- Clean the injection site with an alcohol wipe and let air dry.
- **Do not** touch this area again before injecting.
- **Do not** fan or blow on the clean area.



Abdomen

INJECTION AREAS

Upper thighs

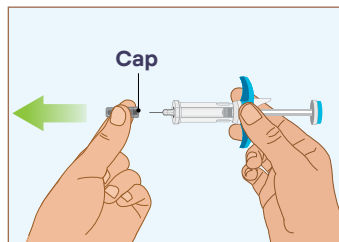
Important Safety Information

Do not receive SPEVIGO if you or your child have had a severe or life-threatening allergic reaction to spesolimab-sbzo or any of the ingredients in SPEVIGO.

Please see additional Important Safety Information throughout and the [Medication Guide](#) and [Instructions for Use](#).

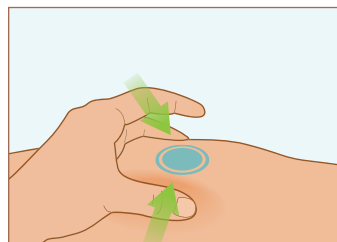
STEP 3: INJECT YOUR MEDICATION

1. PULL



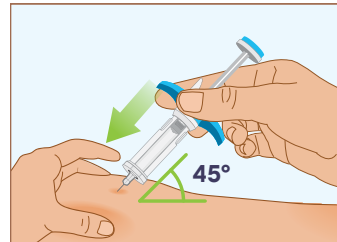
Remove the prefilled syringe's cap by pulling it straight off.

2. PINCH



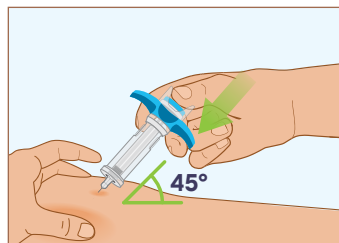
Gently pinch the skin of your clean injection site and hold it firmly.

3. PUSH



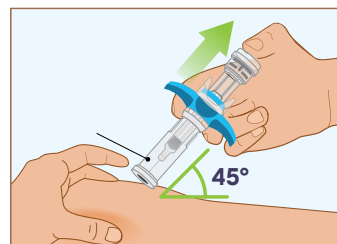
Using a quick, dart-like motion, insert the needle into the pinched skin, holding the prefilled syringe at about a 45-degree angle.

4. PRESS



Using your thumb, slowly press down on the blue thumb pad to push the plunger rod down inside the syringe body. Continue pressing until the plunger rod has moved all the way down. Make sure that the blue thumb pad cannot be pressed any further so that the built-in safety cover can be activated.

5. REMOVE and REPEAT



Slowly remove your thumb from the blue thumb pad to move the needle out of your skin and up into the blue safety cover. Check that the thumb pad springs back and that the needle is inside the safety cover. If the needle is not inside the safety cover, call your healthcare provider. You may not have received a full dose. **If your carton contains a second prefilled syringe**, repeat these steps for your second injection in another location at least 1 inch away from your last injection site.

Injection Tips

- **Do not** touch the needle or let the needle touch anything.
- **Do not** move the needle while inserting or during the injection.
- **Do not** rub the injection sites.
- If there is bleeding, press a cotton ball or gauze on the site for a few seconds. Apply an adhesive bandage if needed.

If you experience any problems with your injections, do not use another prefilled syringe. Contact your healthcare provider or pharmacist for help.

Important Safety Information (cont'd)

What is the most important information I should know about SPEVIGO?

SPEVIGO may cause serious side effects, including:

- **Infections.** SPEVIGO may lower the ability of your or your child's immune system to fight infections and may increase your or your child's risk of infections. Your healthcare provider should check you or your child for infections and tuberculosis (TB) before starting treatment with SPEVIGO and may

Please see additional Important Safety Information throughout and the [Medication Guide](#) and [Instructions for Use](#).

STEP 4: DISPOSE



Dispose of your SPEVIGO® (spesolimab-sbzo) subcutaneous (SC) injection prefilled syringes and caps in an FDA-cleared sharps disposal container.

- **Do not throw away** the prefilled syringes in the household trash.
- If you need a sharps disposal container, please call the **SPEVIGO Patient Support Program at 1-833-SPEVIGO (1-833-773-8446).**

STEP 5: STAY ON TRACK



Mark your calendar to remind you to take your next dose of SPEVIGO SC as directed by your healthcare provider.

- **For individuals taking a single 300 mg injection** each month, you may store your medicine at room temperature for up to 14 days.
- **If you miss a dose of SPEVIGO SC, inject your dose as soon as you remember.** Then, take your next dose at your regular scheduled time. If you are not sure when to inject SPEVIGO SC, call your healthcare provider.

For injection education, please refer to the [Instructions for Use](#) or contact your healthcare provider.

Are you enrolled in the SPEVIGO Patient Support Program?

If you have not already enrolled, [click here](#) to enroll online, or call **1-833-SPEVIGO (1-833-773-8446)**, Monday-Friday, 8AM-8PM ET, to learn more about the program.



Tips for traveling with SPEVIGO SC

- **If flying**, notify your transport security agent that your luggage contains a prescription medication and needles.
- Consider **packing SPEVIGO SC in an insulated travel bag or small cooler** to avoid light and help keep your medication cool.

MY NOTES

Use this section to capture any notes you would like to remember when preparing for your injections, such as injection dates, location sites, and other self-reminders.

SPEVIGO Patient Support Program

Important Safety Information (cont'd)

treat you or your child for TB before you begin treatment with SPEVIGO if you have a history of TB or have active TB. Your healthcare provider should watch you or your child closely for signs and symptoms of TB during or after treatment with SPEVIGO. Tell your healthcare provider right away if you or your child have an infection or have symptoms of an infection during or after treatment with SPEVIGO, including:

Please see additional Important Safety Information throughout and the [Medication Guide](#) and [Instructions for Use](#).

Important Safety Information (cont'd)

- fevers, chills, or sweats
 - muscle aches
 - cough
 - shortness of breath
 - blood in your phlegm (mucus)
 - burning when you urinate
 - urinating more often than normal
- **Allergic reactions and infusion-related reactions.** Serious allergic reactions may happen during or after your or your child's SPEVIGO injection. If you or your child have a serious allergic reaction, your healthcare provider will stop treatment with SPEVIGO. If you or your child are given SPEVIGO in a vein (intravenously) and have an infusion-related reaction, your healthcare provider will stop your or your child's SPEVIGO infusion and treat your or your child's symptoms and may restart SPEVIGO at a slower infusion rate. Tell your healthcare provider or get emergency medical help right away if you or your child get any of the following symptoms during or after your or your child's SPEVIGO injection:
 - feeling faint, dizzy, or lightheaded
 - swelling of your face, eyelids, lips, mouth, tongue, or throat
 - trouble breathing or throat tightness
 - fever
 - mouth sores
 - chest tightness
 - hives or skin rash that is different than the rash from generalized pustular psoriasis (GPP)

- itching
- swollen lymph nodes

Before you or your child receive SPEVIGO, tell your healthcare provider about all of your medical conditions, including if you or your child:

- have an infection that does not go away or that keeps coming back.
- have TB or have been in close contact with someone with TB.
- have recently received or are scheduled to receive an immunization (vaccine). You or your child should not receive live vaccines during and for at least 16 weeks after treatment with SPEVIGO. You or your child should be brought up to date with all vaccines before starting SPEVIGO.
- are pregnant or plan to become pregnant. It is not known if SPEVIGO can harm your or your child's unborn baby.
- are breastfeeding or plan to breastfeed. It is not known if SPEVIGO passes into your breast milk. Talk to your healthcare provider about the best way to feed your or your child's baby during treatment with SPEVIGO.

Tell your healthcare provider about all the medicines you or your child take, including prescription and over-the-counter medicines, vitamins, and herbal supplements.

What are the possible side effects of SPEVIGO?

The most common side effects of SPEVIGO given in a vein (intravenously) for GPP flare treatment include:

- feeling tired or weak
- headache
- nausea
- itching or itchy bumps
- a collection of blood under the skin at the infusion site or bruising
- urinary tract infection

The most common side effects of SPEVIGO when given under the skin (subcutaneously) for treatment of GPP when not experiencing a flare include:

- redness, pain, swelling, hardening, hives, or warmth at the injection site
- joint pain
- urinary tract infection
- itching

These are not all of the possible side effects of SPEVIGO. Call your doctor for medical advice about side effects.

You are encouraged to report negative side effects of prescription drugs to the FDA. Visit www.fda.gov/medwatch or call 1-800-FDA-1088.

Please see additional Important Safety Information throughout and the [Medication Guide](#) and [Instructions for Use](#).

