


EXPRESS YOURSELF.

A GUIDE TO NAVIGATING
CHRONIC HAND ECZEMA.

GO >



Chronic Hand Eczema is eczema on your hands and wrists that hasn't gone away for over 3 months, or that happens at least 2 times in a year.¹ Chronic Hand Eczema can only be diagnosed by a healthcare professional.

This is a fictional patient. For illustrative purposes only.



WHAT IS CHRONIC HAND ECZEMA?



This is a fictional patient. For illustrative purposes only.

**WHAT IS
CHRONIC HAND ECZEMA?**


**HOW TO
MANAGE IT**

**YOUR SYMPTOM
TRACKER**

WHAT IS CHRONIC HAND ECZEMA?




Chronic Hand Eczema is eczema on hands and wrists that...¹



...HASN'T GONE AWAY FOR OVER 3 MONTHS, OR THAT HAPPENS AT LEAST 2 TIMES IN A YEAR

Around 5% of people might have Chronic Hand Eczema.*²

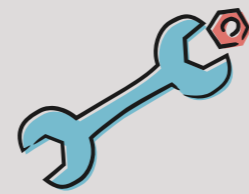


THAT'S AROUND 5 IN EVERY 100 PEOPLE

You might have a higher chance of having hand eczema if you work as a:^{1,3,4}



HAIRDRESSER




MECHANIC



CLEANER



HEALTHCARE WORKER



METAL OR CONSTRUCTION WORKER




BEAUTY THERAPIST

Chronic Hand Eczema can be triggered by things like **irritants** or **allergens** that you might come across in these or similar lines of work. But it can also be triggered by some hobbies or everyday activities like housework.^{1,3}

So you can have Chronic Hand Eczema even if you don't work in one of these jobs.³

Symptoms can include itch and pain, and skin can look red and flaky.⁵ But the impact of Chronic Hand Eczema can be more than just physical.^{5,6}

People may face:



EMOTIONAL AND MENTAL HEALTH EFFECTS,⁷⁻⁹ AND SOME HAVE HAD TO MAKE CHANGES TO THEIR LIFESTYLE, WORK OR DAILY ACTIVITIES^{6,10}

*A study called 'CHECK' looked at people between 18 and 69 years old from Canada, Germany, France, Italy, Spain, and the UK and asked them to complete an online survey. 60,131 people completed the survey and 4.7% of them (2847 people) had Chronic Hand Eczema diagnosed by a doctor.² CHECK, Chronic Hand Eczema epidemiology, Care, and Knowledge of real-life burden.

HOW TO TELL IF IT COULD BE CHRONIC HAND ECZEMA



Hands are not meant to feel constantly itchy and painful. But for people living with Chronic Hand Eczema, it can be a given. Don't put off speaking to a dermatologist.^{5,11}

Could it be Chronic Hand Eczema?

The question below can help you get an idea of whether your symptoms could be Chronic Hand Eczema.¹ (Tick if yes*)

1. Has the eczema on your hands or wrists...



A) lasted 3 months or more?



OR



B) come back 2 times or more in the past year?



*If you answered yes to question 1A or 1B, it could be Chronic Hand Eczema,¹ but only a **healthcare professional** (normally a doctor or dermatologist) can diagnose Chronic Hand Eczema. This questionnaire is not intended to provide medical or diagnostic advice. Always speak to your healthcare professional.



IN THE 'SYMPTOM TRACKER' SECTION, YOU'LL FIND SOME USEFUL TIPS THAT COULD SUPPORT A PRODUCTIVE CONVERSATION WITH YOUR HEALTHCARE PROFESSIONAL.

Naming some of the signs of Chronic Hand Eczema

It can be useful to know the right words to describe the signs of Chronic Hand Eczema.

ERYTHEMA	Skin looks red ¹²
SCALING	Flakes of skin ¹²
FISSURES	Cracks in the skin ¹²
LICHENIFICATION	Hard, rough patches of skin that might look darker than the skin around it ¹²
VESICLES	Small bumps, normally clear and filled with a fluid ¹²
EDEMA	Swelling of the skin ¹³
HYPERKERATOSIS	Thickening of the outer layer of the skin ¹⁴

FLARE-UPS & TRIGGERS


Flare-ups

The symptoms of Chronic Hand Eczema can change over time, sometimes getting better and then worse again. Times when symptoms are worse are called **'flare-ups'** or **'flares'**.^{5,7} Flare-ups can sometimes happen if you come into contact with triggers.⁵

Triggers

Triggers are things that can lead to an eczema flare-up. Finding out what things could make Chronic Hand Eczema worse and staying away from them as much as possible could be useful.^{1,3,15}

Triggers can be different for everyone, but might include things like:



SOAPS⁵



CHEMICALS⁵



WET WORK¹



ALCOHOL¹⁶



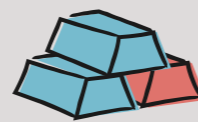
SMOKING^{1,17}



RUBBER^{1,18}



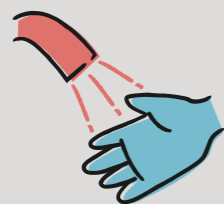
FOODS¹⁸




METALS^{1,18}



STRESS^{5,16}



WASHING YOUR HANDS A LOT⁵



COLD OR WARM TEMPERATURES⁵



HORMONAL CHANGES¹⁶



If a healthcare professional diagnoses Chronic Hand Eczema, they might also offer tests to find out things that could trigger it and suggest ways to avoid them.



HOW TO MANAGE IT



This is a fictional patient. For illustrative purposes only.

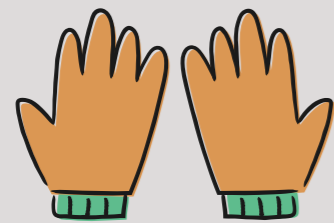
**WHAT IS
CHRONIC HAND ECZEMA?**

**HOW TO
MANAGE IT**

**YOUR SYMPTOM
TRACKER**

HAND ECZEMA THAT KEEPS COMING BACK?^{1,19}

Chronic Hand Eczema might not completely go away for everyone, but there are things that can be done to help get it under control.^{3,16}



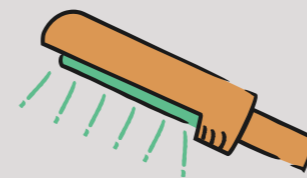
BASIC HAND CARE

Whatever the stage of Chronic Hand Eczema, basic hand care is something that might be recommended. It might include using **emollients**, wearing gloves, staying away from triggers (like allergens or irritants), or educational programs^{1,3}



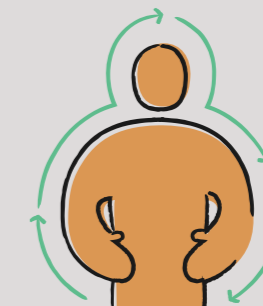
TOPICAL TREATMENTS

Topical treatments are treatments that are applied to your skin, like lotions or creams^{1,3}



PHOTOTHERAPY

Phototherapy involves using ultraviolet (UV) light to treat moderate to severe Chronic Hand Eczema, and is carried out by specialists at a clinic or hospital^{3,20}



SYSTEMIC THERAPY

Systemic therapy can be taken by mouth or injection, and works throughout your whole body.^{3,21}

A healthcare professional can talk to you about if and which treatment is suitable, including any benefits and side effects.

IF IT'S CHRONIC HAND ECZEMA, A DERMATOLOGIST COULD PROVIDE ONGOING SUPPORT.^{1,6,11,19,22}





SYMPTOM TRACKER

This is a fictional patient. For illustrative purposes only.

**WHAT IS
CHRONIC HAND ECZEMA?**


**HOW TO
MANAGE IT**

**YOUR SYMPTOM
TRACKER**

CANCELING PLANS, HIDING HANDS, TAKING TIME OFF WORK AGAIN...



Sometimes, it can feel like Chronic Hand Eczema is making every decision, big and small.^{6,8,22}



Talking about Chronic Hand Eczema, even to family and friends, can be hard. Some people with Chronic Hand Eczema might feel like their symptoms aren't serious enough to see a healthcare professional,^{6,23} or maybe that no one understands what it feels like.⁶

Communicating the effects of Chronic Hand Eczema might be difficult, especially as symptoms can change over time. Hands may not look as bad as they did during a previous flare-up.⁵⁻⁷ On top of this, it can be hard to bring up the less visible impacts that CHE can have: the mental, emotional and social effects.⁶



Keeping track of symptoms and feelings between appointments can help a healthcare professional understand the full impact of Chronic Hand Eczema and how it might be affecting daily life.

This is a fictional patient. For illustrative purposes only.

PHYSICAL SYMPTOMS

Started tracking:

Stopped tracking:

1. On your worst day since tracking, how would you rate the following symptoms out of 5:²⁴

<i>Itch</i>	<input type="radio"/>	<input type="radio"/>	<input type="radio"/>	<input type="radio"/>	<input type="radio"/>
<i>Pain</i>	<input type="radio"/>	<input type="radio"/>	<input type="radio"/>	<input type="radio"/>	<input type="radio"/>
<i>Cracking</i>	<input type="radio"/>	<input type="radio"/>	<input type="radio"/>	<input type="radio"/>	<input type="radio"/>
<i>Redness</i>	<input type="radio"/>	<input type="radio"/>	<input type="radio"/>	<input type="radio"/>	<input type="radio"/>
<i>Dryness</i>	<input type="radio"/>	<input type="radio"/>	<input type="radio"/>	<input type="radio"/>	<input type="radio"/>
<i>Flaking</i>	<input type="radio"/>	<input type="radio"/>	<input type="radio"/>	<input type="radio"/>	<input type="radio"/>
<i>Any other symptoms</i> <i>(like erythema or scaling)</i>	<input type="radio"/>	<input type="radio"/>	<input type="radio"/>	<input type="radio"/>	<input type="radio"/>

Not bad at all Extremely badly

2. How much would you say these symptoms affected you during this time?

1 2 3 4 5

Not bad at all Extremely badly

3. Did these symptoms impact your sleep at all?^{5,25}

1 2 3 4 5

Not bad at all Extremely badly

4. How many days did your longest flare last?

days

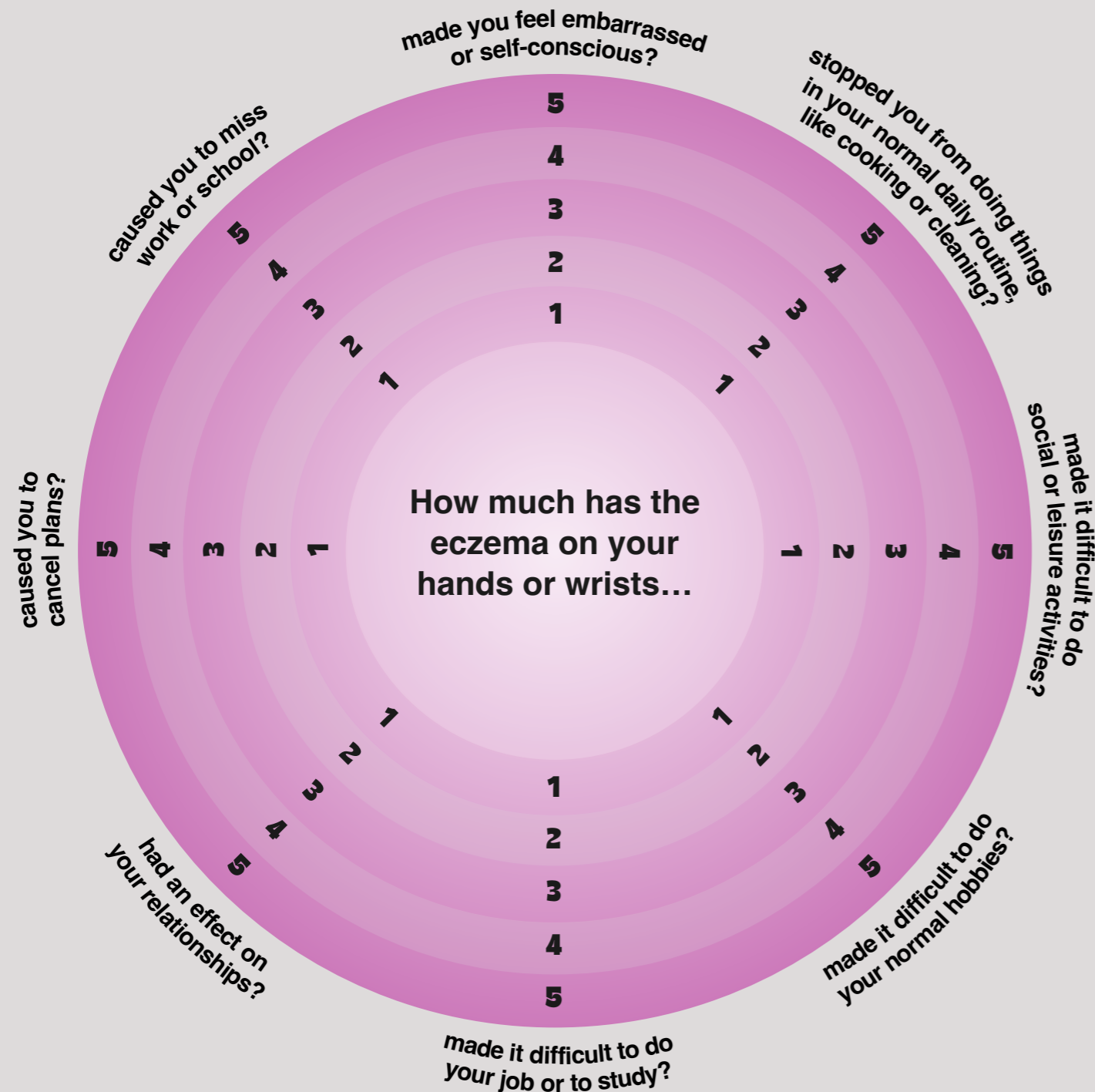
TRACKING SYMPTOMS CAN HELP CAPTURE ANY CHANGES IN SEVERITY OVER TIME.²⁴



NOW LET'S TALK ABOUT THE SYMPTOMS BEYOND THE PHYSICAL



Rate from 1 (not at all) to 5 (very much or very often):^{5,6}



1. Have you noticed any triggers that cause a flare up?^{1,3,15}

2. Are you trying anything to help with any flare-ups?^{1,3,15}
(this could include staying away from certain allergens or irritants, wearing gloves, using creams or emollients)

TREATMENT GOALS



It's important to set realistic expectations and treatment goals.¹¹

1. What are you hoping treatment will help you achieve?

2. List out any previous treatments used for Chronic Hand Eczema:

3. Day treatment started:

4. Were the treatment(s) used according to a healthcare professional's recommendation?

Management plan^{1,3,16,26}


(You can complete this with a healthcare professional)



Ask your healthcare professional to list any allergens they have identified (these may have long or complicated names)⁷



Plan for how to avoid triggers, or things to swap to instead^{1,3}



Other lifestyle changes your healthcare professional thinks might help (like wearing gloves, or stopping smoking)^{1,17}

Following a management plan is optional. A healthcare professional can provide guidance on potentially useful approaches.



DON'T WAIT FOR SYMPTOMS TO START HOLDING YOU BACK EVEN MORE. TALK TO A DERMATOLOGIST AND TAKE BACK CONTROL.⁶



If you've had eczema on your hands and wrists for **more than 3 months**, or if it comes back **2 times or more in a year**, it could be **Chronic Hand Eczema**.^{*1,11}

See a dermatologist and...

**EXPRESS
YOURSELF.**

*Chronic Hand Eczema can only be diagnosed by a healthcare professional.

This is a fictional patient. For illustrative purposes only.

GLOSSARY

Useful words when talking about Chronic Hand Eczema.

ALLERGEN

Something that causes an allergic reaction, like pollen, pet dander, or certain foods. These can sometimes trigger eczema flare-ups.²⁷

ATOPIC DERMATITIS

Another name for eczema. It's a skin condition that can make your skin dry and itchy.^{27,28}

CHRONIC HAND ECZEMA

Eczema on your hands and wrists that hasn't gone away for over 3 months, or that happens at least 2 times in a year.¹

CONTAGIOUS

Can be spread from person to person. Chronic Hand Eczema cannot be spread to others. You can't catch it like a cold.^{11,29}

DERMATOLOGIST

A skin doctor.²⁷

EDEMA

Swelling.¹³

EMOLLIENT

A moisturizer that helps soften and hydrate your skin.³⁰

ERYTHEMA

Redness of the skin.¹²

FISSURES

Cracks in the skin.¹²

FLARE-UP/FLARE

When your eczema gets worse suddenly. It might become more itchy, painful, red and sore.^{5,7}

HEALTHCARE PROFESSIONAL

Someone who works in healthcare, like a doctor, nurse, pharmacist, or dermatologist.

HYPERKERATOSIS

Extra-thick skin, like your skin has built up extra layers.³¹

INFLAMMATION

Redness, swelling, heat, and pain in an area of the body. It's your body's way of reacting to injury or irritation.²⁸

IRRITANT

Something that bothers your skin and can make your eczema worse, like soap, detergents, or certain chemicals.³²

LICHENIFICATION

Thickening and hardening of the skin, often caused by repeated scratching.¹²

PRURITUS

Itching.³³

PHOTOTHERAPY/PUVA/UVB

Light therapy treatments that can be used in the treatment of eczema.^{3,20}

SCALING

Dry, flaky skin.¹²

SYMPTOMS

Symptoms are signs that your body is giving you. When it comes to Chronic Hand Eczema, symptoms might include things like itching, redness, dryness or cracking. These symptoms can come and go.²⁷

SYSTEMIC

Medicine that you take by mouth or injection that works throughout your whole body and travels through the bloodstream.²¹

TOPICAL

Medicine that you put directly on your skin, like creams or ointments.^{34,35}

VESICLES

Small, fluid-filled blisters.¹²

WET WORK

Jobs or activities that involve frequent contact with water, like hairdressing, cleaning, or healthcare. This can cause dry hands and make eczema worse.³⁶

USEFUL LINKS AND SUPPORT



[Eczema Support Australia](#)

[Hear from Emma, who lives with Chronic Hand Eczema](#)



REFERENCES

1. Thyssen JP, et al. *Contact Dermatitis*. 2022;86(5):357–78.
2. Apfelbacher C, et al. Poster presentation at ESCD, 2024. Poster ID: P1901.
3. Weidinger S and Novak N. *Lancet*. 2024;404:2476–86.
4. National Eczema Association. Hand Eczema: Causes, Symptoms and Treatment Options. Available at: <https://nationaleczema.org/eczema/types-of-eczema/hand-eczema/> (Accessed April 2025).
5. Grant L, et al. *Adv Ther*. 2020;37(2):692–706.
6. Ahmed A, et al. *Clin Exp Dermatol*. 2015;40(5):495–501.
7. Agner T and Elsner P. *J Eur Acad Dermatol Venereol*. 2020;34 Suppl 1:4–12.
8. Cortesi P, et al. *Contact Dermatitis*. 2014;70(3):158–68.
9. Elsner P and Agner T. *J Eur Acad Dermatol Venereol*. 2020;34 Suppl 1:3.
10. Crépy et al. Poster presentation at ECSD, 2024. Poster No. 19.
11. Rönsch H, et al. *J Eur Acad Dermatol Venereol*. 2023;37(7):1396–405. Erratum in: *J Eur Acad Dermatol Venereol*. 2024;38(8):1662.
12. Chiang NYZ and Verbov J. *Dermatology: A handbook for medical students & junior doctors*. 3rd ed. Garsington Road: Oxford; 2020.
13. MedlinePlus. Edema. Available at: <https://medlineplus.gov/edema.html> (Accessed April 2025).
14. Taber's Medical Dictionary. Hyperkeratosis. Available at: <https://www.tabers.com/tabersonline/view/Tabers-Dictionary/758851/2/hyperkeratosis> (Accessed April 2025).
15. National Eczema Society. Triggers for eczema. Available at: <https://eczema.org/information-and-advice/triggers-for-eczema/> (Accessed April 2025).
16. Ghio D, et al. *Br J Dermatol*. 2020;182(1):112–18.
17. Bauer A, et al. *J Dtsch Dermatol Ges*. 2023;21:1054–74.
18. Diepgen TL, et al. *J Dtsch Dermatol Ges*. 2015;13(1):e1–22.
19. Giménez-Arnau AM, et al. Poster presentation at ESCD, 2024. Poster No. 27.
20. National Eczema Society. Phototherapy. Available at: <https://eczema.org/information-and-advice/treatments-for-eczema/phototherapy/> (Accessed April 2025).
21. DermNet. Treatments: Alitretinoin. Available at: <https://dermnetnz.org/topics/alitretinoin#> (Accessed April 2025).
22. Bewley A, et al. Poster presentation at EADV, 2024. Poster No. 3.
23. Allergy UK and LEO Pharma. The Chronic Hand Eczema Patient Impact Report. Available at: <https://mc-df05ef79-e68e-4c65-8ea2-953494-cdn-endpoint.azureedge.net/-/media/corporatecommunications/uk/our-responsibility/supporting-patients/che-impact-report/the-chronic-hand-eczema-report---leo-pharma-allergy-uk.pdf?rev=81e7456b8ca44db5bbec2d2ca48f6f13&hash=7B270B7BEE21C24395DCB0E5F4844682> (Accessed April 2025).
24. Molin S, et al. *Dermatol Ther (Heidelb)*. 2024;14:643–69.
25. Kouris A, et al. *Contact Dermatitis*. 2015;72:367–70.
26. Mollerup A, et al. *Br J Dermatol*. 2013;169:1056–65.
27. NHS. Atopic Eczema. Available at: <https://www.nhs.uk/conditions/atopic-eczema/> (Accessed April 2025).
28. Bennett JM, et al. *Front Med*. 2018;5:316:1–30.
29. NIH: National Institute of Arthritis and Musculoskeletal and Skin Diseases. Atopic Dermatitis. Available at: <https://www.niams.nih.gov/health-topics/atopic-dermatitis> (Accessed April 2025).
30. NHS. Emollients. Available at: <https://www.nhs.uk/conditions/emollients/> (Accessed April 2025).
31. Taber's Medical Dictionary. Hyperkeratosis. Available at: <https://www.tabers.com/tabersonline/view/Tabers-Dictionary/758851/all/hyperkeratosis#:~:text=1.,horny%20layer%20of%20the%20epidermis> (Accessed April 2025).
32. NHS. Contact Dermatitis. Available at: <https://www.nhs.uk/conditions/contact-dermatitis/> (Accessed April 2025).
33. Pruritus Symposium. Pruritus Resources - Numeric Rating Scale. Available at: <http://www.pruritussymposium.de/numericalratingscale.html> (Accessed April 2025).
34. National Eczema Society. Topical steroids factsheet. Available at: <https://eczema.org/wp-content/uploads/Topical-steroids-Jan-25.pdf> (Accessed April 2025).
35. Bani KS and Bhardwaj K. *J Drug Deliv Ther*. 2021;11(4):105–10.
36. Lund T, et al. *Scand J Work Environ Health*. 2020. Epub ahead of print: doi:10.5271/sjweh.3876.